

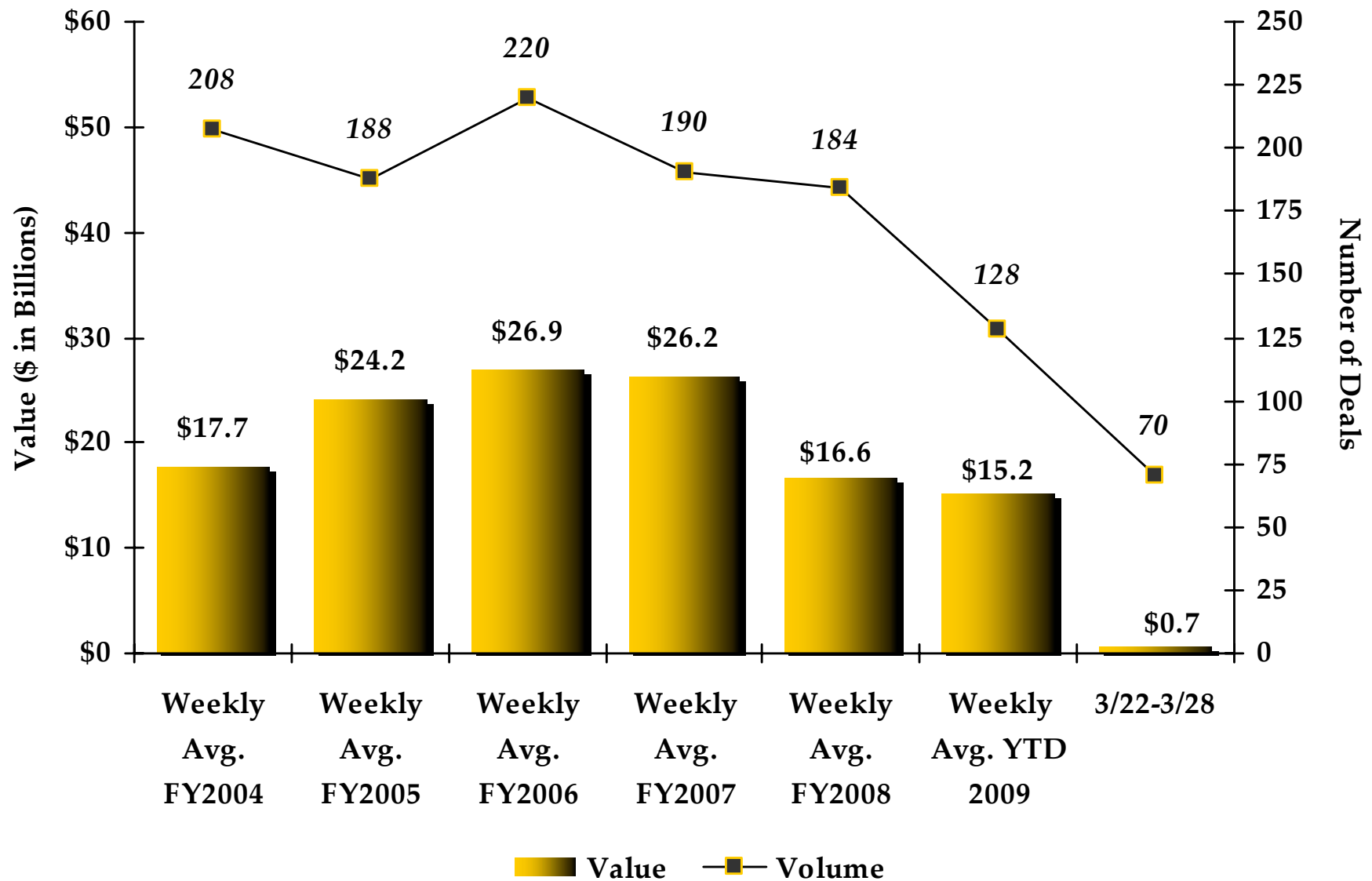
HYDE PARK CAPITAL PARTNERS, LLC



M&A WEEKLY UPDATE

MARCH 30, 2009

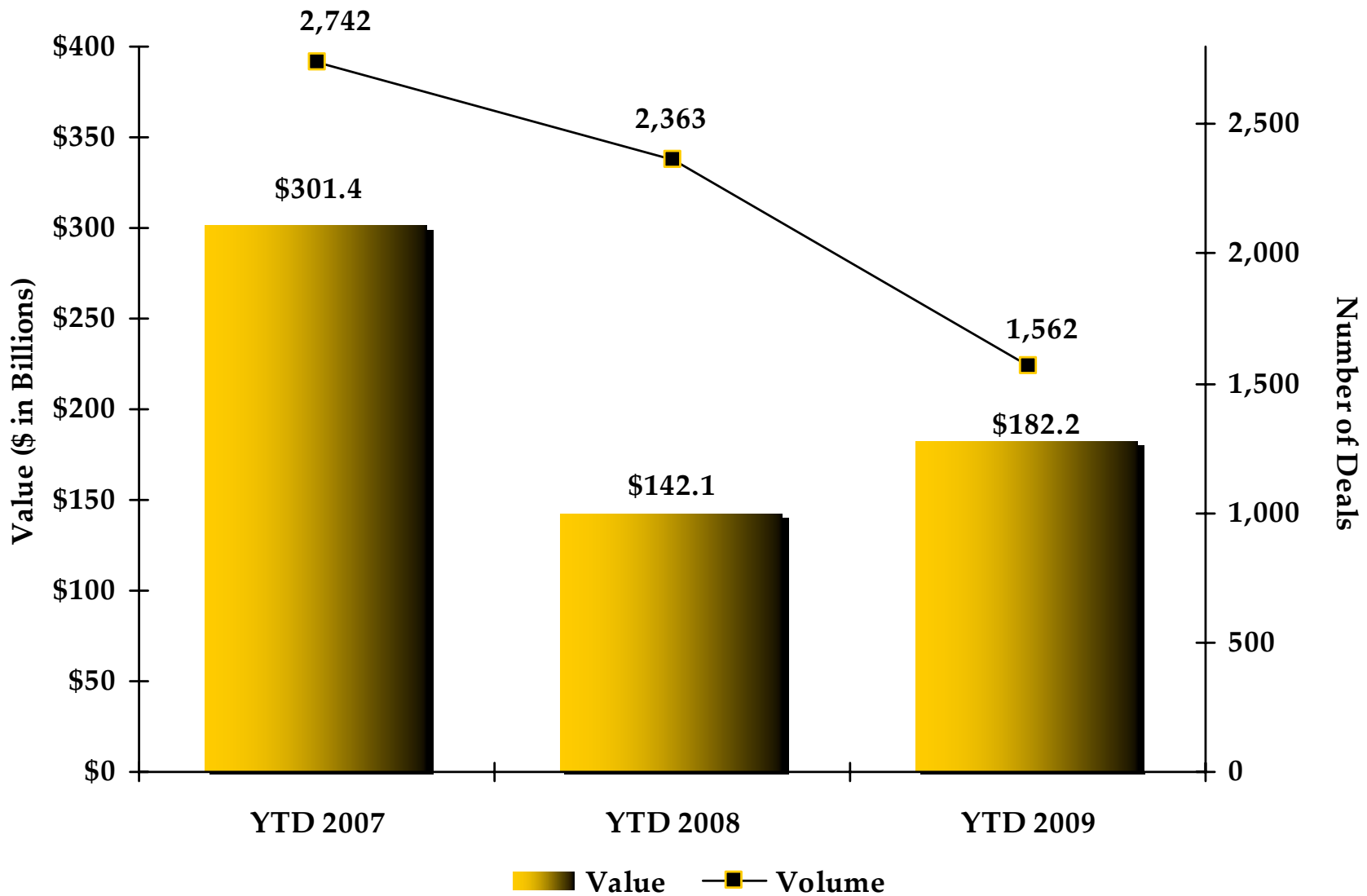
M&A – WEEKLY AVERAGE VOLUME & VALUE*



*Year-to-Date as of March 28, 2009 – All US M&A.
Source: Capital IQ.



M&A – YEAR-TO-DATE VOLUME & VALUE*



*Comparative Year-to-Date as of March 28, 2009 – All US M&A.
Source: Capital IQ.



M&A AND MARKET SUMMARY

(\$ in Billions)

| M&A Trends | Current Week | Week Ago | Year Ago |
|-----------------------|---------------------|-----------------|-----------------|
| Value | \$0.7 | \$1.5 | \$8.9 |
| Volume | 70 | 79 | 136 |

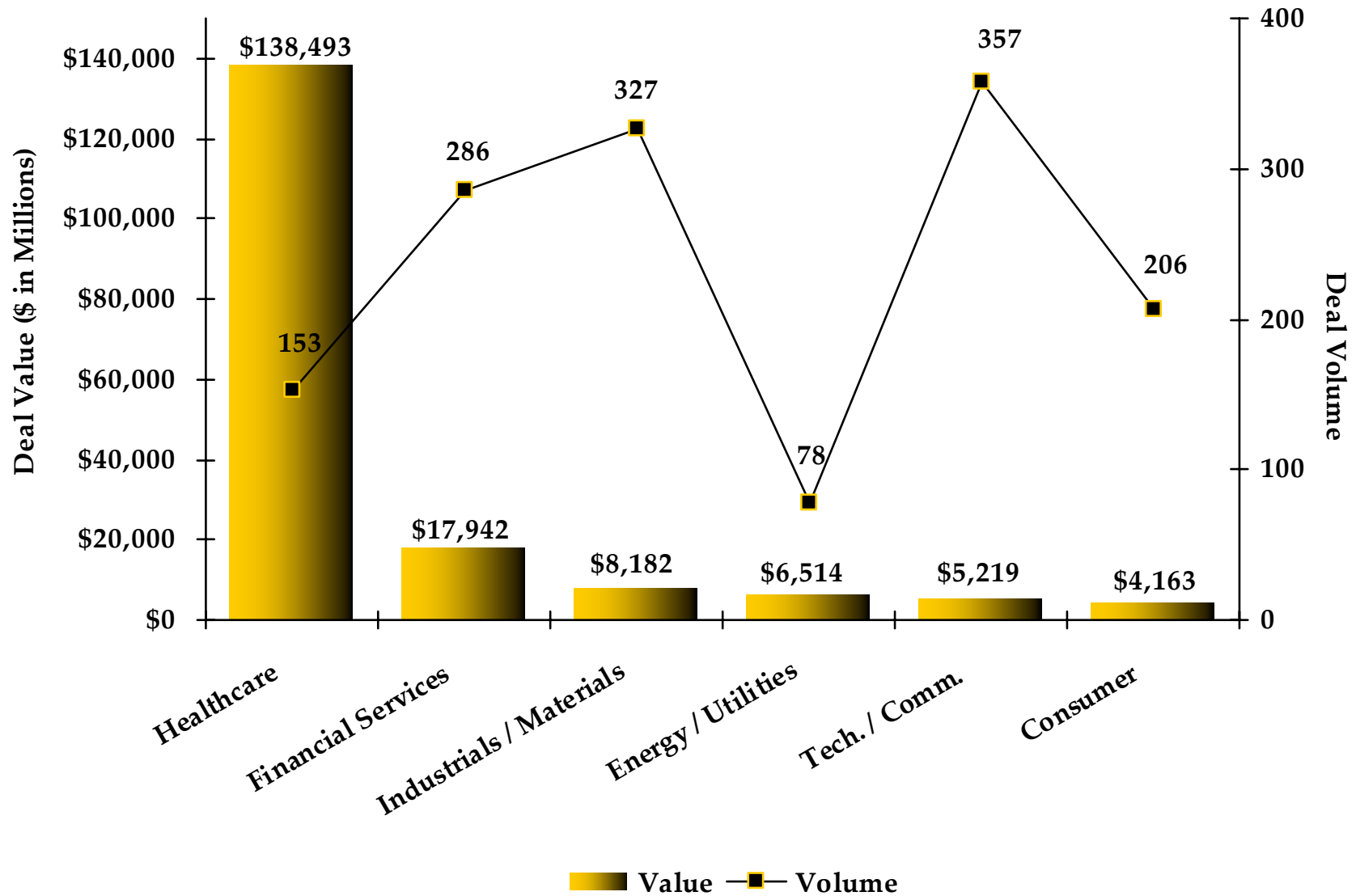
| Financial Trends | 28-Mar | Week Ago | Year Ago |
|-------------------------|---------------|-----------------|-----------------|
| Federal Funds Rate | 0.00 - 0.25% | 0.00 - 0.25% | 2.25% |
| LIBOR, 3 month | 1.22% | 1.22% | 2.70% |
| 10-Year Treasury Note | 2.73% | 3.02% | 3.47% |
| Bank Prime Rate | 3.25% | 3.25% | 5.25% |
| 1 US\$ = X Euro | 0.74 | 0.74 | 0.64 |
| 1 US\$ = X Yen | 98.05 | 95.99 | 99.68 |

| Stock Market Trends | 28-Mar | % Change Week | % Change YTD |
|----------------------------|---------------|----------------------|---------------------|
| Dow Jones Industrial | 7,776.18 | 6.7% | -11.4% |
| Nasdaq Composite | 1,545.20 | 6.0% | -2.0% |
| S&P 500 Index | 815.94 | 6.2% | -9.7% |
| S&P Midcap 400 Index | 498.83 | 7.4% | -7.3% |
| S&P Smallcap 600 Index | 225.74 | 7.4% | -16.0% |

Source: FX History, Bloomberg, Yahoo! Finance.



INDUSTRY SUMMARY – DEAL VOLUME & VALUE*



*US M&A. YTD as of March 28, 2009.
Source: Capital IQ.



STRATEGIC BUYERS SEEKING ACQUISITIONS

| Target Industry | Company Name | Specifics |
|----------------------------------|---|---|
| Technology/Communications | Intel Corporation (NasdaqGS:INTC) | Seeking other integrated circuit manufactures. |
| | Dell Inc. (NasdaqGS:DELL) | Seeking other computer system companies. |
| Financials | AMB Property Corp. (NYSE:AMB) | Seeking to acquire industrial property companies. |
| | Credit Suisse Group (VIRTX:CSGN) | Seeking to acquire financial service companies. |
| | NYSE Euronext, Inc. (NYSE:NYX) | Seeking to acquire global exchanges. |
| Healthcare | Allergan Inc. (NYSE:AGN) | Seeking pharmaceutical companies. |
| Energy/Utilities | Apache Corp. (NYSE:APA) | Seeking natural gas & crude oil companies. |
| | Valero Energy Corp. (NYSE:VLO) | Seeking crude oil refining companies. |
| | National Oilwell Varco, Incorporated (NYSE:NOV) | Seeking drilling and production companies. |
| | Sempra Energy (NYSE:SRE) | Seeking electricity generation companies. |

Source: Capital IQ.



RECENT U.S. TRANSACTIONS

(\$ in Millions)

| Date | Target Location | Target | Target Description | Acquirer | Enterprise Value |
|---|-------------------------|---|---|------------------------------------|------------------|
| <u>Consumer</u> | | | | | |
| 3/25/2009 | New York, New York | Hearst-Argyle Television Inc. | Engages in the ownership and operation of network-affiliated television stations. | Hearst Broadcasting, Inc | \$1,159 |
| 3/23/2009 | Atlanta, Georgia | Cox Radio Inc. | Engages in the acquisition, development, and operation of radio stations. | Cox Media Group, Inc. | \$708 |
| <u>Healthcare</u> | | | | | |
| 3/24/2009 | Sarasota, Florida | Animal Health Associates, Inc. | Provides pet vaccination services. | Paws Plus, Inc. | NA |
| <u>Financials</u> | | | | | |
| 3/23/2009 | United States | UBS Wealth Management USA, 55 Branch Offices | Provides asset management and investment advisory services. | Stifel, Nicolaus & Co., Inc. | NA |
| <u>Technology/Communications</u> | | | | | |
| 3/23/2009 | McLean, Virginia | Bearingpoint Inc., North American Public ServicesBusiness | Provides management and technology consulting services to government agencies. | Deloitte LLP | \$350 |
| 3/23/2009 | McLean, Virginia | Bearingpoint Inc., Commercial & Financial Services Business | Provides management and technology consulting services to financial and commercial services sector. | PricewaterhouseCoopers LLP | \$25 |
| 3/25/2009 | Palm Beach, Florida | Financial Media Net, Inc. | Operates as a development stage internet financial search engine. | Tiger Renewable Energy, Ltd. | NA |
| <u>Industrials/Materials</u> | | | | | |
| 3/24/2009 | Houston, Texas | e-Services Group International, Inc. | Provides offshore call center and business process outsourcing solutions for companies. | Affiliated Computer Services, Inc. | \$85 |
| 3/27/2009 | Decatur, Illinois | Leading Edge Enterprises, Inc. | Provides engineering services. | VAE Nortrak North America, Inc. | \$10 |
| 3/25/2009 | Ft. Lauderdale, Florida | Legal Staffing Inc. | Provides temporary staffing and recruitment services for law firms. | Universal Legal | NA |

*US M&A. March 22 – 28, 2009.

Source: Capital IQ.



RECENT U.S. TRANSACTIONS

(\$ in Millions)

| Date | Target | Acquirer | Enterprise Value | Equity Value | Revenue | EBITDA | EBIT | Net Income | Enterprise Value | | | Equity Value |
|---|---|------------------------------------|------------------|--------------|---------|--------|-------|------------|------------------|--------|-------|--------------|
| | | | | | | | | | Revenue | EBITDA | EBIT | Net Income |
| <u>Consumer</u> | | | | | | | | | | | | |
| 3/25/2009 | Hearst-Argyle Television Inc. | Hearst Broadcasting, Inc | \$1,159 | \$375 | \$720 | \$191 | \$135 | (\$516) | 1.6 x | 6.1 x | 8.6 x | NM |
| 3/23/2009 | Cox Radio Inc. | Cox Media Group, Inc. | \$708 | \$302 | \$410 | \$132 | \$121 | (\$404) | 1.7 x | 5.4 x | 5.8 x | NM |
| <u>Healthcare</u> | | | | | | | | | | | | |
| 3/24/2009 | Animal Health Associates, Inc. | Paws Plus, Inc. | NA | NA | \$6 | NA | NA | NA | NA | NA | NA | NA |
| <u>Financials</u> | | | | | | | | | | | | |
| 3/23/2009 | UBS Wealth Management USA, 55 Branch Offices | Stifel, Nicolaus & Co., Inc. | NA | NA | \$116 | NA | NA | NA | NA | NA | NA | NA |
| <u>Technology/Communications</u> | | | | | | | | | | | | |
| 3/23/2009 | Bearingpoint Inc., North American Public ServicesBusiness | Deloitte LLP | \$350 | \$350 | NA | NA | NA | NA | NA | NA | NA | NA |
| 3/23/2009 | Bearingpoint Inc., Commercial & Financial Services Business | PricewaterhouseCoopers LLP | \$25 | \$25 | NA | NA | NA | NA | NA | NA | NA | NA |
| 3/25/2009 | Financial Media Net, Inc. | Tiger Renewable Energy, Ltd. | NA | NA | NA | NA | NA | NA | NA | NA | NA | NA |
| <u>Industrials/Materials</u> | | | | | | | | | | | | |
| 3/24/2009 | e-Services Group International, Inc. | Affiliated Computer Services, Inc. | \$85 | \$85 | \$65 | NA | NA | NA | 1.3 x | NA | NA | NA |
| 3/27/2009 | Leading Edge Enterprises, Inc. | VAE Nortrak North America, Inc. | \$10 | \$10 | NA | NA | NA | NA | NA | NA | NA | NA |
| 3/25/2009 | Legal Staffing Inc. | Universal Legal | NA | NA | NA | NA | NA | NA | NA | NA | NA | NA |

*US M&A. March 22 – 28, 2009.

Source: Capital IQ.

