

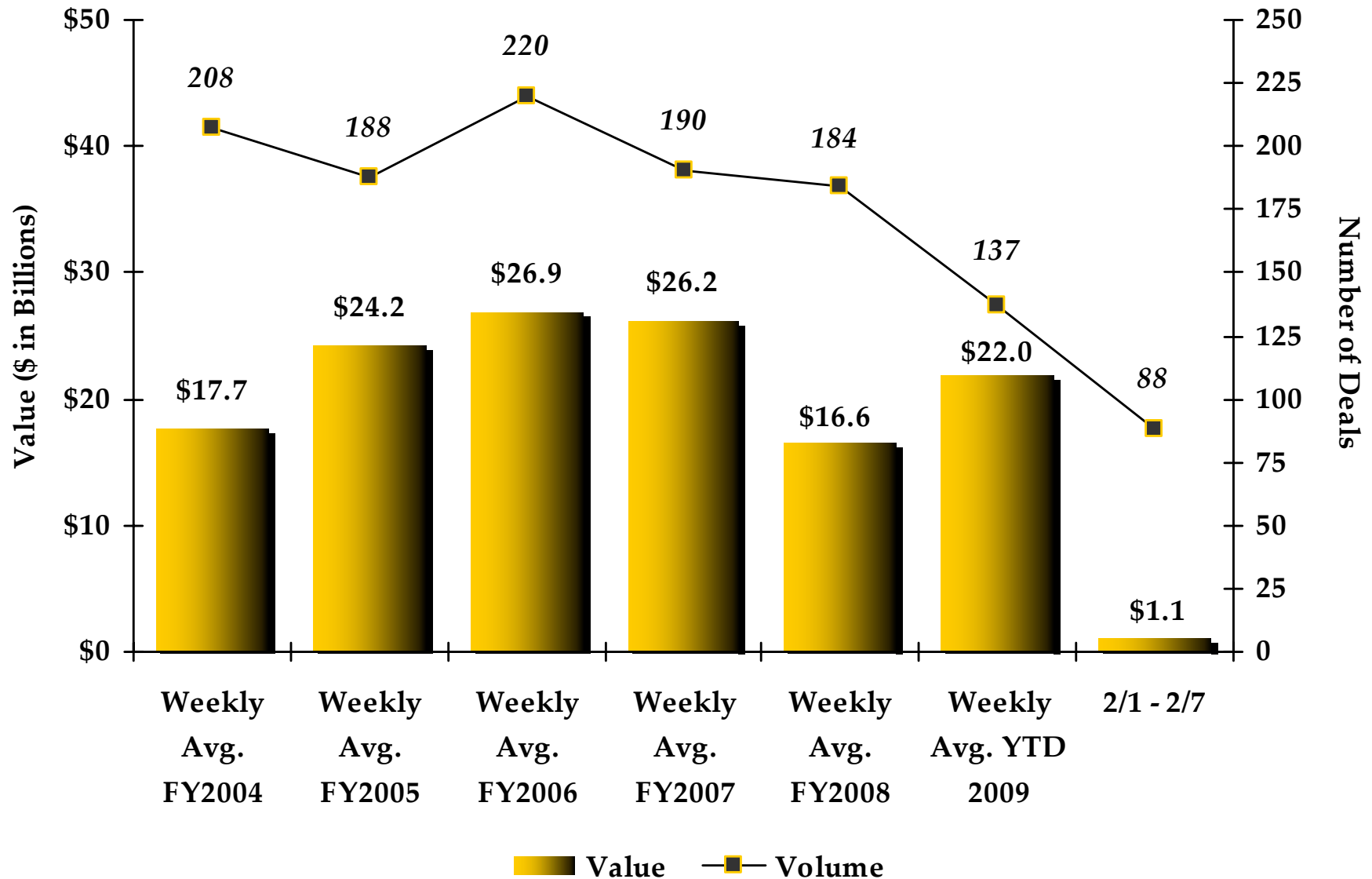
HYDE PARK CAPITAL PARTNERS, LLC



M&A WEEKLY UPDATE

FEBRUARY 9, 2009

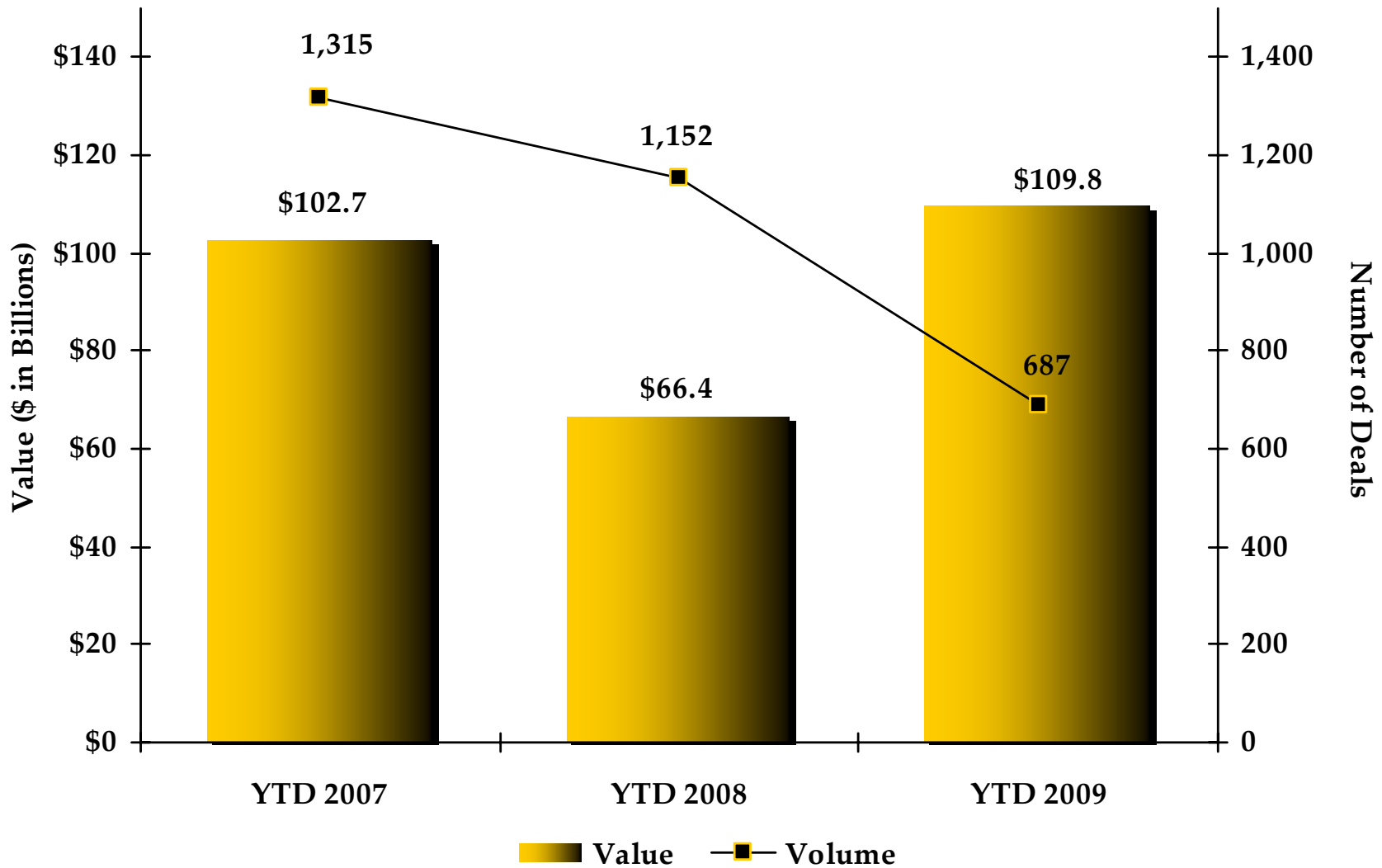
M&A – WEEKLY AVERAGE VOLUME & VALUE*



*Year-to-Date as of February 7, 2009 – All US M&A.
Source: Capital IQ.



M&A – YEAR-TO-DATE VOLUME & VALUE*



*Comparative Year-to-Date as of February 7, 2009 – All US M&A.
Source: Capital IQ.



M&A AND MARKET SUMMARY

(\$ in Billions)

M&A Trends	Current Week	Week Ago	Year Ago
Value	\$1.1	\$80.0	\$14.5
Volume	88	84	211

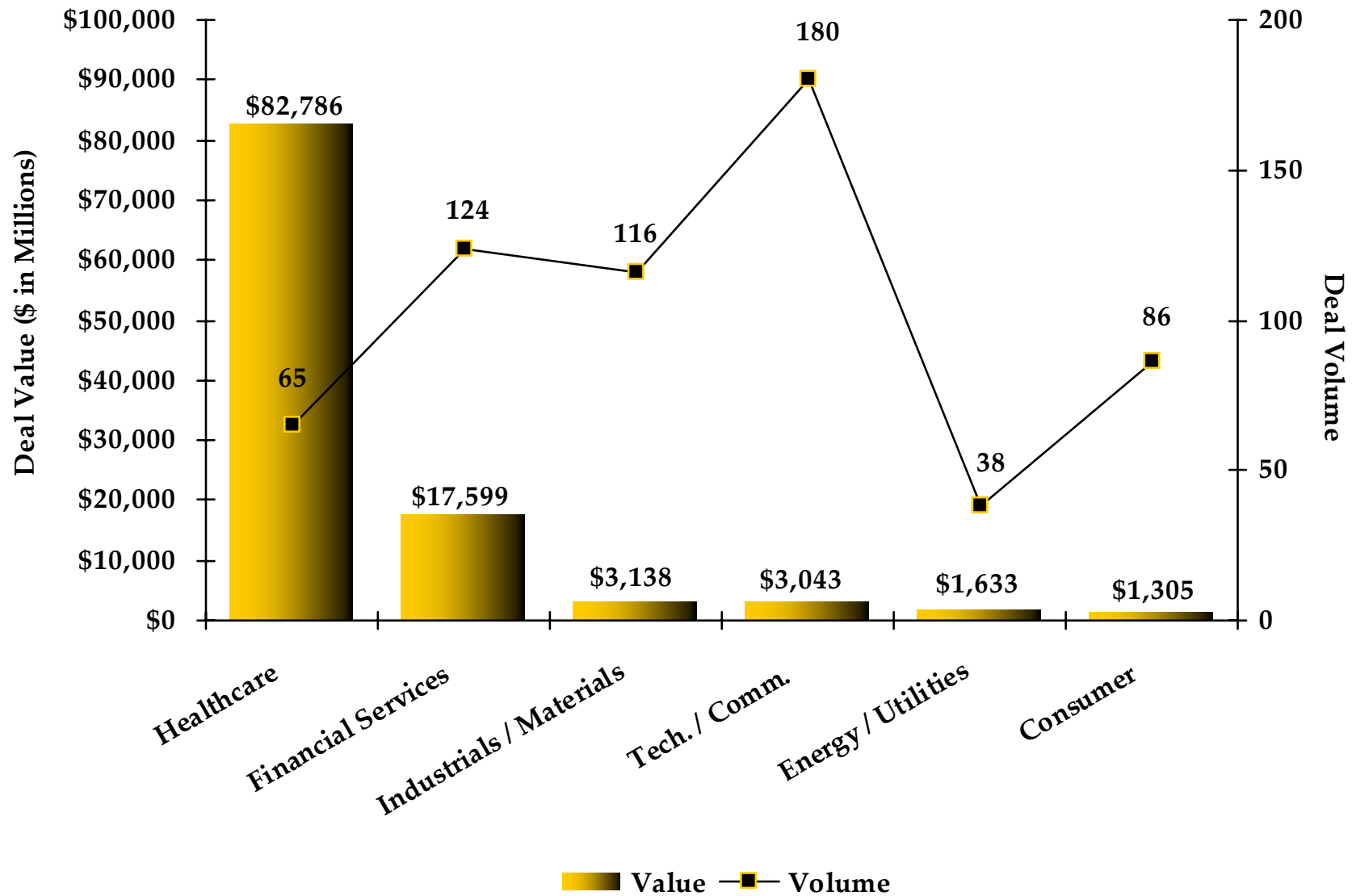
Financial Trends	7-Feb	Week Ago	Year Ago
Federal Funds Rate	0.00 - 0.25%	0.00 - 0.25%	3.50%
LIBOR, 3 month	1.24%	1.18%	3.13%
10-Year Treasury Note	2.98%	2.84%	3.74%
Bank Prime Rate	3.25%	3.25%	6.00%
1 US\$ = X Euro	0.78	0.78	0.68
1 US\$ = X Yen	91.33	89.98	106.59

Stock Market Trends	7-Feb	% Change Week	% Change YTD
Dow Jones Industrial	8,280.59	3.5%	-5.6%
Nasdaq Composite	1,591.71	7.8%	0.9%
S&P 500 Index	868.60	5.2%	-3.8%
S&P Midcap 400 Index	530.58	6.4%	-1.4%
S&P Smallcap 600 Index	248.09	5.9%	-7.7%

Source: FX History, Bloomberg, Yahoo! Finance.



INDUSTRY SUMMARY – DEAL VOLUME & VALUE*



*US M&A. YTD as of February 7, 2009.
Source: Capital IQ.



STRATEGIC BUYERS SEEKING ACQUISITIONS

Target Industry	Company Name	Specifics
Technology/Communications	Western Union Co. (NYSE:WU)	Seeking other money transfer service companies.
	Electronics for Imaging, Inc. (NasdaqGS:EFII)	Seeking other print service companies.
	Novell Inc. (NasdaqGS:NOVL)	Seeking other network IT companies.
Financials	Macquarie Group, Ltd. (ASX:MQG)	Seeking broad banking opportunities.
Healthcare	MWI Veterinary Supply, Inc. (NasdaqGS:MWIV)	Seeking other veterinarian product companies.
	Merck & Co. Inc. (NYSE:MRK)	Seeking other pharmaceutical manufacturers.
	Amedisys Inc. (NasdaqGS:AMED)	Seeking other hospice companies.
Industrials/Materials	Mueller Industries Inc. (NYSE:MLI)	Seeking to acquire metal manufacturing companies.
	Ryder System, Inc. (NYSE:R)	Seeking to acquire transportation companies.
	EnerSys (NYSE:ENS)	Seeking to acquire industrial battery manufacturers.
	United Parcel Service, Inc. (NYSE:UPS)	Seeking to acquire logistic and transportation companies.
Energy/Utilities	Enterprise Products Partners LP (NYSE:EPD)	Seeking to acquire other midstream energy companies.
	Entergy Corp. (NYSE:ETR)	Seeking to acquire other electric power production companies.
	MDU Resources Group Inc. (NYSE:MDU)	Seeking to acquire other natural gas companies.
Consumer	Sysco Corp. (NYSE:SY)Y)	Seeking to acquire other food distributor companies.

Source: Capital IQ.



RECENT U.S. TRANSACTIONS

(\$ in Millions)

Date	Target Location	Target	Target Description	Acquirer	Enterprise Value
<u>Consumer</u>					
2/2/2009	Bridgeview, Illinois	Stampede Meat, Inc.	Comprises the assets of the headquarter office, beef product processing and distribution facility.	AG Net Lease Corp.	\$14
<u>Healthcare</u>					
2/3/2009	Princeton, New Jersey	PharmaNet Development Group, Inc.	Provides clinical drug development services to pharmaceutical, biotechnology, generic drug, and medical device companies.	JLL Partners	\$192
2/2/2009	Hayward, California	Guava Technologies, Inc.	Develops, designs, and manufactures biotechnology and medical devices.	Millipore Corp.	\$23
<u>Financials</u>					
2/3/2009	Tampa, Florida	Bal Harbour Associates, LLC, a Residential Condominium Project	Comprises 143 individually-titled condo units which covers an area of 111,000 square feet.	Redex Inc.	\$12
<u>Industrials/Materials</u>					
2/1/2009	Medina, Ohio	Corrpro Companies Inc.	Provides corrosion control engineering services, systems, and equipment to the infrastructure, environmental, and energy markets.	Insituform Technologies Inc.	\$114
2/3/2009	Phoenix, Arizona	Frontera Copper Corp.	Engages in the production of copper cathode.	Southern Copper Corp.	\$108
2/2/2009	Bradenton, FL	25 Uranium Mining & Exploration Properties	Engages in uranium exploration and production projects.	Fortress Financial Group, Inc.	\$50
<u>Energy/Utilities</u>					
2/2/2009	Newport, Kentucky	NS Group Inc.	Engages in the manufacture and supply of the tubular products to the energy market.	OAO TMK	\$1,037

*US M&A. YTD as of February 7, 2009.

Source: Capital IQ.



RECENT U.S. TRANSACTIONS

(\$ in Millions)

Date	Target	Acquirer	Enterprise Value	Equity Value	Revenue	EBITDA	EBIT	Net Income	Enterprise Value			Equity Value	
									Revenue	EBITDA	EBIT	Net Income	
<u>Consumer</u>													
2/2/2009	Stampede Meat, Inc.	AG Net Lease Corp.	\$14	\$14	NA	NA	NA	NA	NA	NA	NA	NA	NA
<u>Healthcare</u>													
2/3/2009	PharmaNet Development Group, Inc.	JLL Partners	\$192	\$101	\$466	\$27	\$10	(\$213)	0.4 x	7.0 x	19.6 x	NM	
2/2/2009	Guava Technologies, Inc.	Millipore Corp.	\$23	\$23	\$22	NA	NA	NA	1.0 x	NA	NA	NA	NA
<u>Financials</u>													
2/3/2009	Bal Harbour Associates, LLC, a Residential Condominium Project	Redex Inc.	\$12	\$12	NA	NA	NA	NA	NA	NA	NA	NA	NA
<u>Industrials/Materials</u>													
2/1/2009	Corpro Companies Inc.	Insituform Technologies Inc.	\$114	\$66	\$186	\$16	\$13	\$5	0.6 x	7.2 x	9.0 x	14.3 x	
2/3/2009	Frontera Copper Corp.	Southern Copper Corp.	\$108	\$42	\$131	\$41	\$26	\$13	0.7 x	2.1 x	3.4 x	2.6 x	
2/2/2009	25 Uranium Mining & Exploration Properties	Fortress Financial Group, Inc.	\$50	\$50	NA	NA	NA	NA	NA	NA	NA	NA	NA
<u>Energy/Utilities</u>													
2/2/2009	NS Group Inc.	OAO TMK	\$1,037	\$1,037	NA	NA	NA	NA	NA	NA	NA	NA	NA

*US M&A. YTD as of February 7, 2009.
Source: Capital IQ.

