

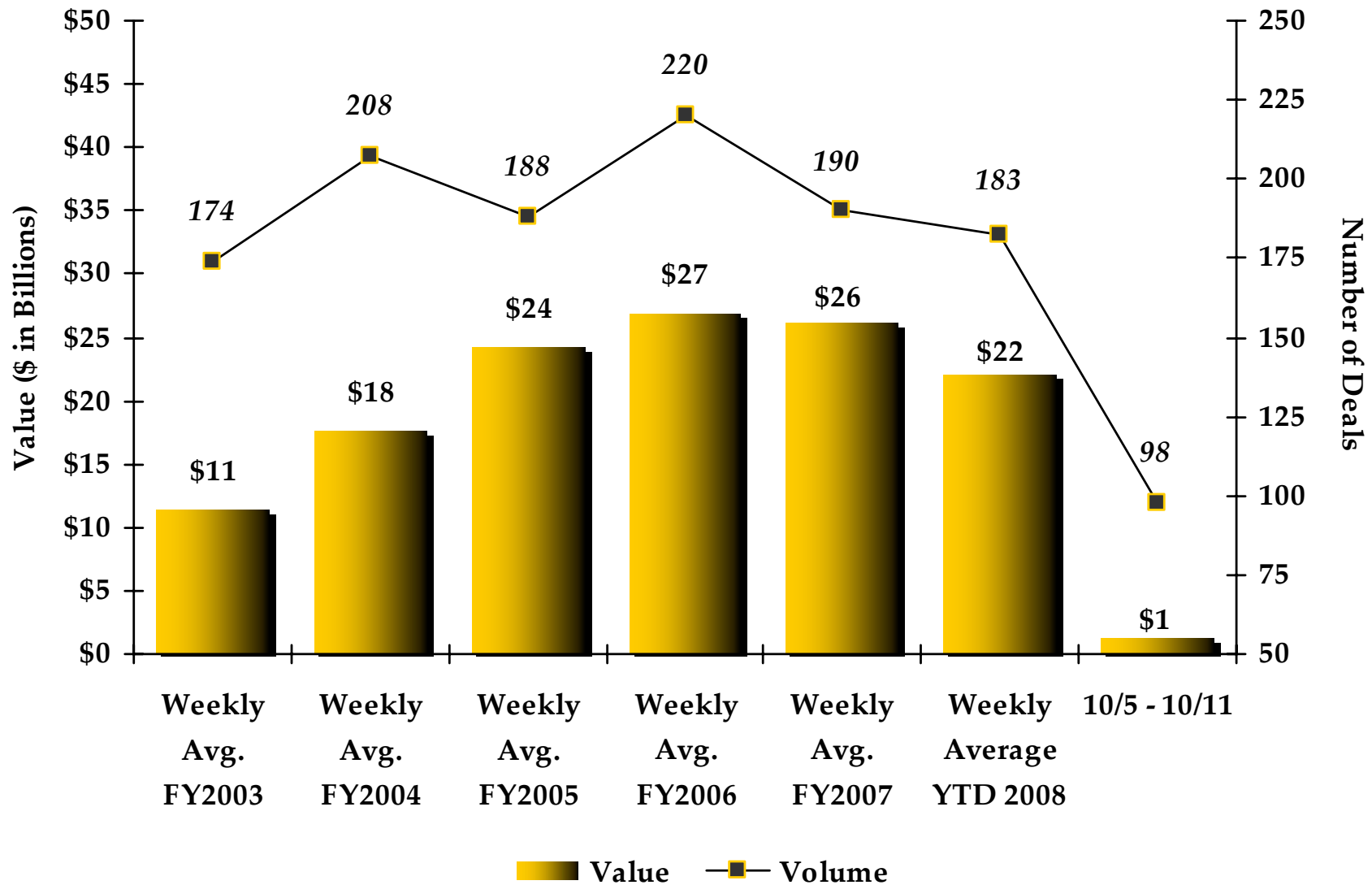
HYDE PARK CAPITAL PARTNERS, LLC



M&A WEEKLY UPDATE

OCTOBER 13, 2008

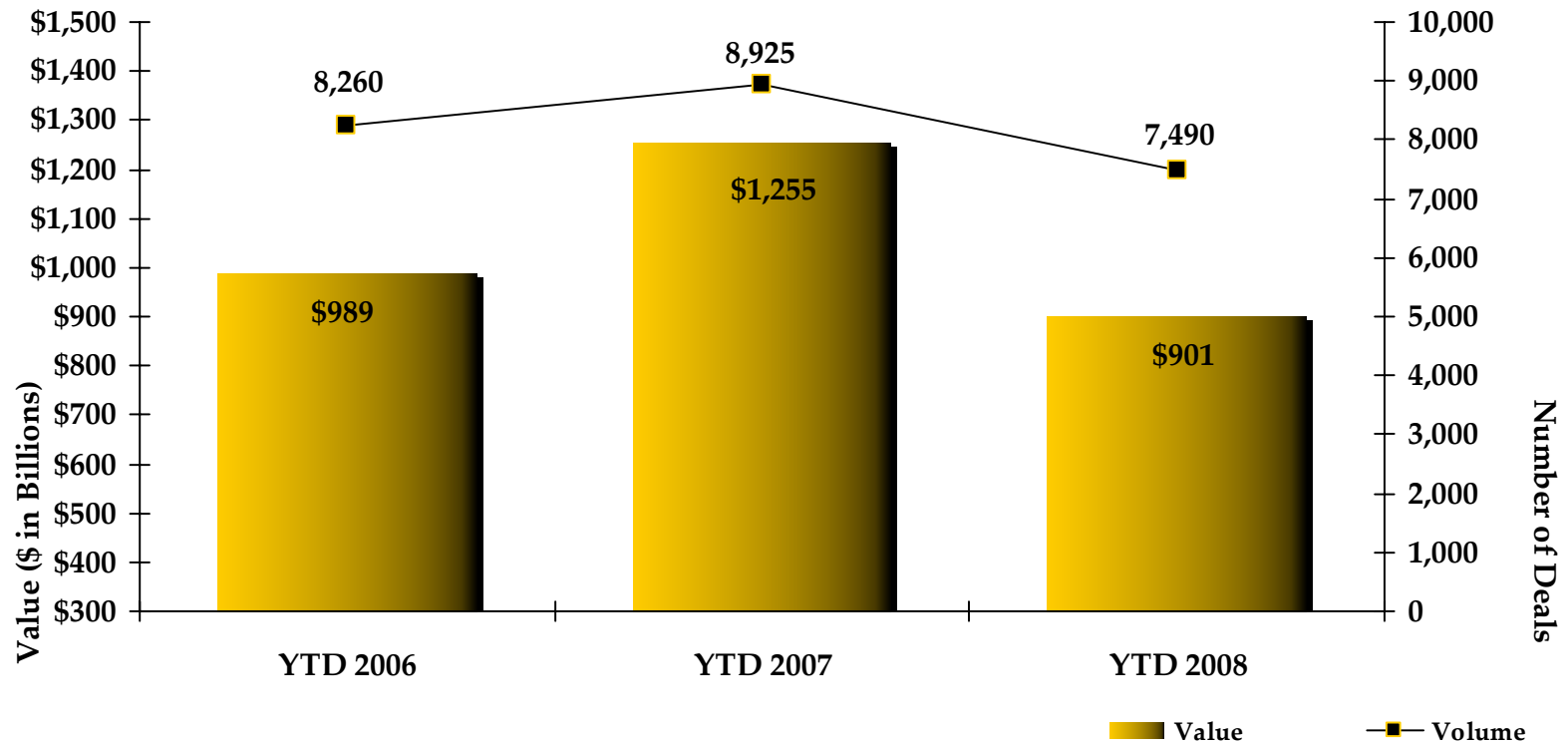
M&A – WEEKLY AVERAGE VOLUME & VALUE*



*All US M&A.
Source: Capital IQ.



M&A – YEAR-TO-DATE VOLUME & VALUE*



*Comparative Year-to-Date as of October 11, 2008 – All US M&A.
Source: Capital IQ.



M&A AND MARKET SUMMARY

(\$ in Billions)

M&A Trends	Current Week	Week Ago	Year Ago
Value	\$1.3	\$79.1	\$8.6
Volume	98	134	174

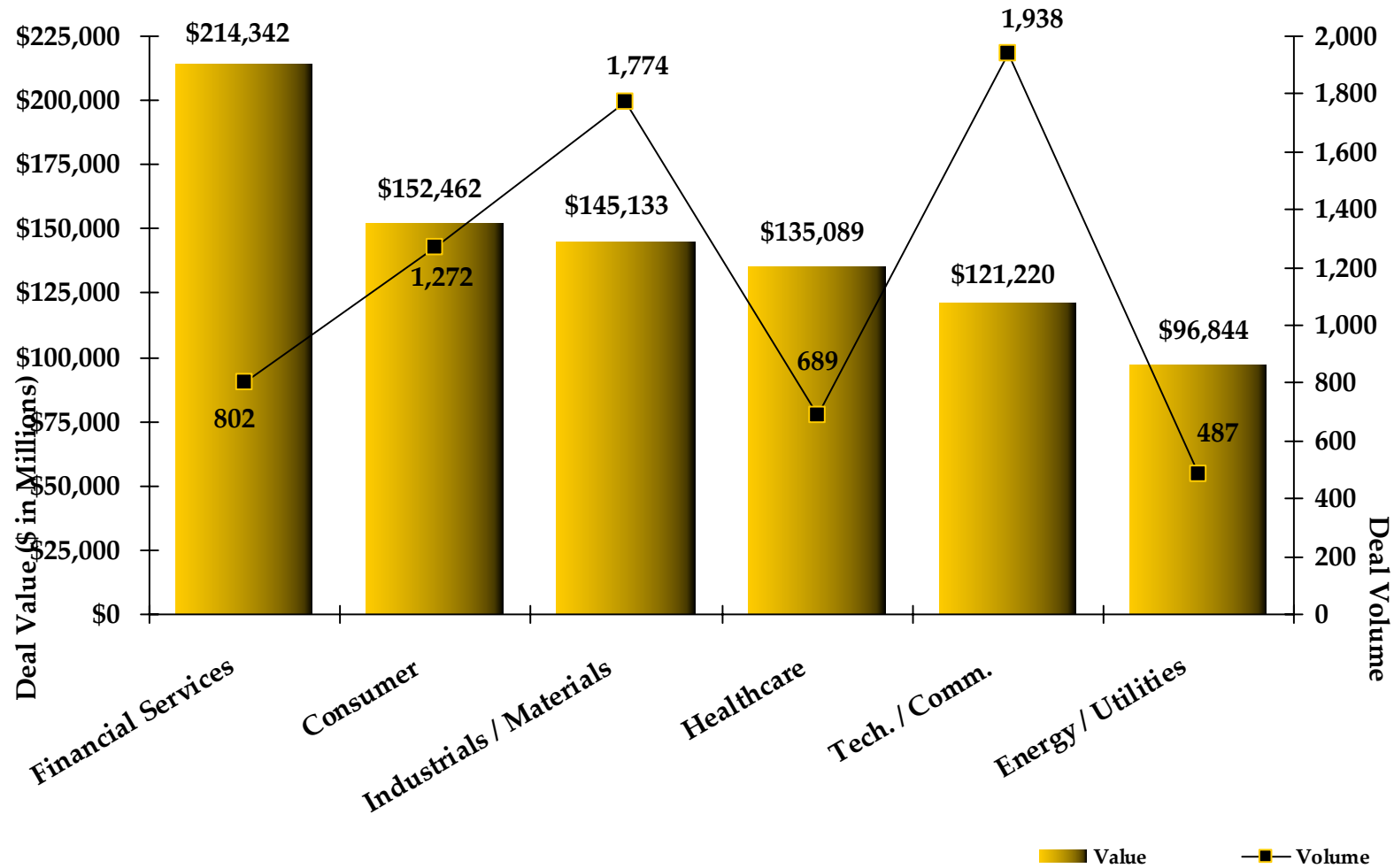
Financial Trends	11-Oct	Week Ago	Year Ago
Federal Funds Rate	1.50%	2.00%	4.75%
LIBOR, 3 month	4.32%	4.33%	5.25%
10-Year Treasury Note	3.83%	3.64%	4.66%
Bank Prime Rate	4.50%	5.00%	7.75%
1 US\$ = X Euro	0.73	0.72	0.71
1 US\$ = X Yen	99.39	105.30	117.37

Stock Market Trends	11-Oct	% Change Week	% Change YTD
Dow Jones Industrial	8,451.19	-18.2%	-35.2%
Nasdaq Composite	1,649.51	-15.3%	-36.8%
S&P 500 Index	899.22	-18.2%	-37.9%
S&P Midcap 400 Index	549.85	-16.9%	-35.1%
S&P Smallcap 600 Index	282.23	-14.9%	-27.7%

Source: Bloomberg, Yahoo! Finance.



INDUSTRY SUMMARY – DEAL VOLUME & VALUE*



*US M&A. YTD as of October 11, 2008.
Source: Capital IQ.



STRATEGIC BUYERS SEEKING ACQUISITIONS

Target Industry	Company Name	Specifics
Technology/Communications	Electro Scientific Industries Inc. (NasdaqGS:ESIO)	Seeking technology companies to acquire.
	Windstream Corporation (NYSE:WIN)	Seeking telecom acquisitions.
Financials	MidFirst Bank	Seeking synergistic bank acquisition opportunities.
	Corporate Office Properties Trust Inc. (NYSE:OFC)	Seeking real estate acquisitions.
	First Potomac Realty Trust (NYSE:FPO)	Seeking real estate acquisitions.
Healthcare	Quidel Corp. (NasdaqGM:QDEL)	Seeking to acquire other diagnostic care products manufacturers.
Industrials/Materials	RPM International Inc. (NYSE:RPM)	Seeking industrial specialty chemical manufacturers.
	Kaman Corp. (NasdaqGS:KAMN)	Seeking strategic acquisitions of bearings and parts manufacturers.
Consumer	Chattem Inc. (NasdaqGS:CHTT)	Seeking to acquire manufactures of OTC healthcare products.
	Sedanos Management, Inc.	Seeking to make grocery store acquisitions in South Florida.

Source: Capital IQ.



RECENT U.S. TRANSACTIONS

(\$ in Millions)

Date	Target	Target Description	Acquirer	Enterprise Value
<u>Industrials/Materials</u>				
10/5/2008	Innotrac Corp.	Provides order processing, order fulfillment, and call center services.	GSI Commerce Inc.	\$61
10/7/2008	Global Investment Recovery, Incorporated	Provides electronics recycling services.	Sims Group Ltd.	NA
<u>Technology/Communications</u>				
10/6/2008	Bill Me Later, Inc.	Provides payment and marketing technology solutions.	eBay Inc.	\$945
10/7/2008	Vue Technology, Inc.	Provides item-level radio frequency identification (RFID) solutions.	Sensormatic Electronics Corporation	\$43
10/7/2008	Non-Intrusive Inspection Technology, Inc.	Develops, manufactures, and supplies landmine detection systems.	Chemring Group plc	\$40
10/6/2008	PC Universe, Inc.	Operates as a direct marketer and value-added reseller of information technology (IT) products and services.	Beacon Enterprise Solutions Group, Inc.	\$4
10/7/2008	Equity Media Holdings Corporation, KWBF-TV	Operates as a television station.	Nexstar Broadcasting Group Inc.	\$4
<u>Energy/Utilities</u>				
10/6/2008	TSWS, Inc.	Offers well servicing, heavy haul and other related oil field services.	Complete Production Services, Inc.	\$57

*US M&A. October 5-11, 2008.

Source: Capital IQ.



RECENT U.S. TRANSACTIONS

(\$ in Millions)

Date	Target	Acquirer	Enterprise Value	Equity Value	Revenue	EBITDA	EBIT	Net Income	Enterprise Value			Equity Value
									Revenue	EBITDA	EBIT	Net Income
<u>Industrials/Materials</u>												
10/5/2008	Innotrac Corp.	GSI Commerce Inc.	\$61	\$51	\$128	\$9	\$4	\$3	0.5 x	6.8 x	13.5 x	15.3 x
10/7/2008	Global Investment Recovery, Incorporated	Sims Group Ltd.	NA	NA	NA	NA	NA	NA	NA	NA	NA	NA
<u>Technology/Communications</u>												
10/6/2008	Bill Me Later, Inc.	eBay Inc.	\$945	\$820	NA	NA	NA	NA	NA	NA	NA	NA
10/7/2008	Vue Technology, Inc.	Sensormatic Electronics Corporation	\$43	\$43	NA	NA	NA	NA	NA	NA	NA	NA
10/7/2008	Non-Intrusive Inspection Technology, Inc.	Chemring Group plc	\$40	\$30	NA	NA	NA	NA	NA	NA	NA	NA
10/6/2008	PC Universe, Inc.	Beacon Enterprise Solutions Group, Inc.	\$4	\$3	\$31	(\$2)	(\$2)	(\$2)	0.1 x	NM	NM	NM
10/7/2008	Equity Media Holdings Corporation, KWBF-TV	Nexstar Broadcasting Group Inc.	\$4	\$4	NA	NA	NA	NA	NA	NA	NA	NA
<u>Energy/Utilities</u>												
10/6/2008	TSWS, Inc.	Complete Production Services, Inc.	\$57	\$57	NA	NA	NA	NA	NA	NA	NA	NA

*US M&A. October 5-11, 2008.

Source: Capital IQ.



RECENT TRANSACTIONS IN THE SOUTHEAST

(\$ in Millions)

Date	Target	Target Location	Target Description	Acquiror	Enterprise Value
10/7/2008	Equity Media Holdings Corporation, KWBF-TV	Fayetteville, Arkansas	Operates as a television station.	Nexstar Broadcasting Group Inc.	\$4
10/7/2008	Global Investment Recovery, Incorporated	Tampa, Florida	Provides electronics recycling services.	Sims Group Ltd.	NA
10/6/2008	TSWS, Inc.	Magnolia, Arkansas	Offers well servicing, heavy haul and other related oil field services.	Complete Production Services, Inc.	\$57
10/6/2008	PC Universe, Inc.	Boca Raton, Florida	Operates as a direct marketer and value-added reseller of information technology (IT) products and services.	Beacon Enterprise Solutions Group, Inc.	\$4
10/5/2008	Innotrac Corp.	Duluth, Georgia	Provides order processing, order fulfillment, and call center services.	GSI Commerce Inc.	\$61

*US M&A. October 5-11, 2008.

Source: Capital IQ.



RECENT TRANSACTIONS IN THE SOUTHEAST

(\$ in Millions)

Date	Target	Acquiror	Enterprise Value	Equity Value	Revenue	EBITDA	EBIT	Net Income	Enterprise Value			Equity Value
									Revenue	EBITDA	EBIT	Net Income
10/7/2008	Equity Media Holdings Corporation, KWBF-TV	Nexstar Broadcasting Group Inc.	\$4	\$4	NA	NA	NA	NA	NA	NA	NA	NA
10/7/2008	Global Investment Recovery, Incorporated	Sims Group Ltd.	NA	NA	NA	NA	NA	NA	NA	NA	NA	NA
10/6/2008	TSWS, Inc.	Complete Production Services, Inc.	\$57	\$57	NA	NA	NA	NA	NA	NA	NA	NA
10/6/2008	PC Universe, Inc.	Beacon Enterprise Solutions Group, Inc.	\$4	\$3	\$31	(\$2)	(\$2)	(\$2)	0.1 x	NM	NM	NM
10/5/2008	Innotrac Corp.	GSI Commerce Inc.	\$61	\$51	\$128	\$9	\$4	\$3	0.5 x	6.8 x	13.5 x	15.3 x

*US M&A. October 5-11, 2008.

Source: Capital IQ.

